

HDip Production Management Digital Animation



SHG101: Building a Modern Pipeline with Shotgun

- › Class 1: Getting up and running.
- › Class 2: Getting data in to Shotgun. How managers set up projects to plan jobs, track shots, assign tasks, and pull reports to check job progress.
- › Class 3: Review workflow and pipeline. Artists submit their work for review.
- › Class 4: RV & Shotgun - review on steroids. The built-in review functionality expands further if your facility utilizes Tweak's RV software. Tips and tricks for getting the most out of the combo.
- › Class 5: Toolkit: Why it's Cool. Engine and apps, launchers and loaders, publishers, file management, and the API is demystified.
- › Class 6: Toolkit: Installing and Configuring
- › Class 7: Toolkit: File system management
- › Class 8: Customizing/Building Apps
- › Class 9: Advanced Shotgun Hacks, Part 1. Special guest lecturers from Shotgun-based facilities will join us to share their customizations and tips for getting the most out of the app.
- › Class 10: Advanced Shotgun Hacks, Part 2

SHG101: Building a Modern Pipeline with Shotgun



Production Tracking & Scheduling



Review



Pipeline Development and Integration



Community Examples

Class 1: Getting up and running

- ▶ In this class, you'll learn:
 - ▶ What is Shotgun?
 - ▶ How to sign up for your free trial
 - ▶ Introduction to the Shotgun interface
 - ▶ How a project is structured in Shotgun
- ▶ What you'll need:
 - ▶ Internet access
 - ▶ A Shotgun site

What is Shotgun?

Shotgun helps studios **organize** their projects, **track**, **schedule**, **review**, and **communicate** about the work being done, and includes **tools** that help artists get it all done faster.

What is Shotgun?

- ▶ Central database for all your shots, assets, and other things you're building
- ▶ A dailies system for reviewing work and sending notes to artists
- ▶ A tool to make status reports for managers
- ▶ An inbox for all your notes and updates
- ▶ A task list for artists
- ▶ A set of tools artists can use in Maya, Nuke, Houdini, and other apps to help them do their jobs
- ▶ A platform that lets developers write tools for pipeline automation using via our API

What does Shotgun store?

Production Tracking Info



Shots/Assets

Info

Tasks

Versions

Publishes

What does Shotgun store?

Production Tracking Info



Media



Shots/Assets



Thumbnails

Info

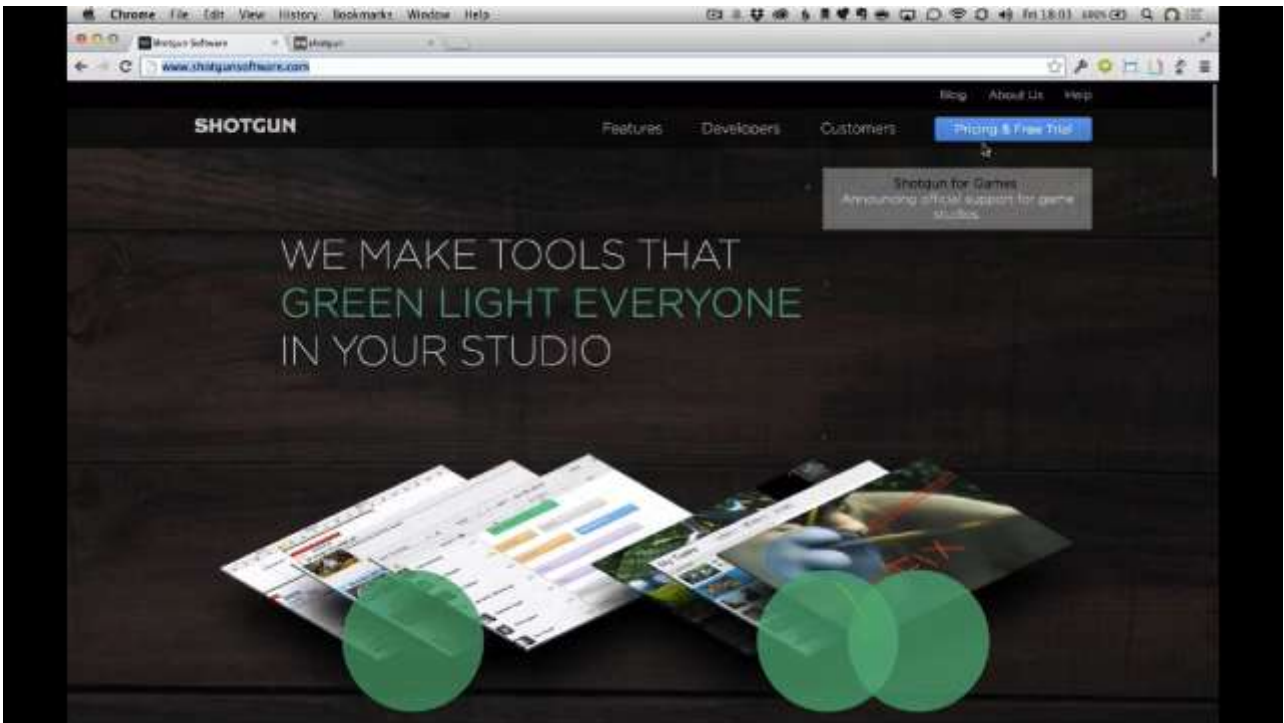
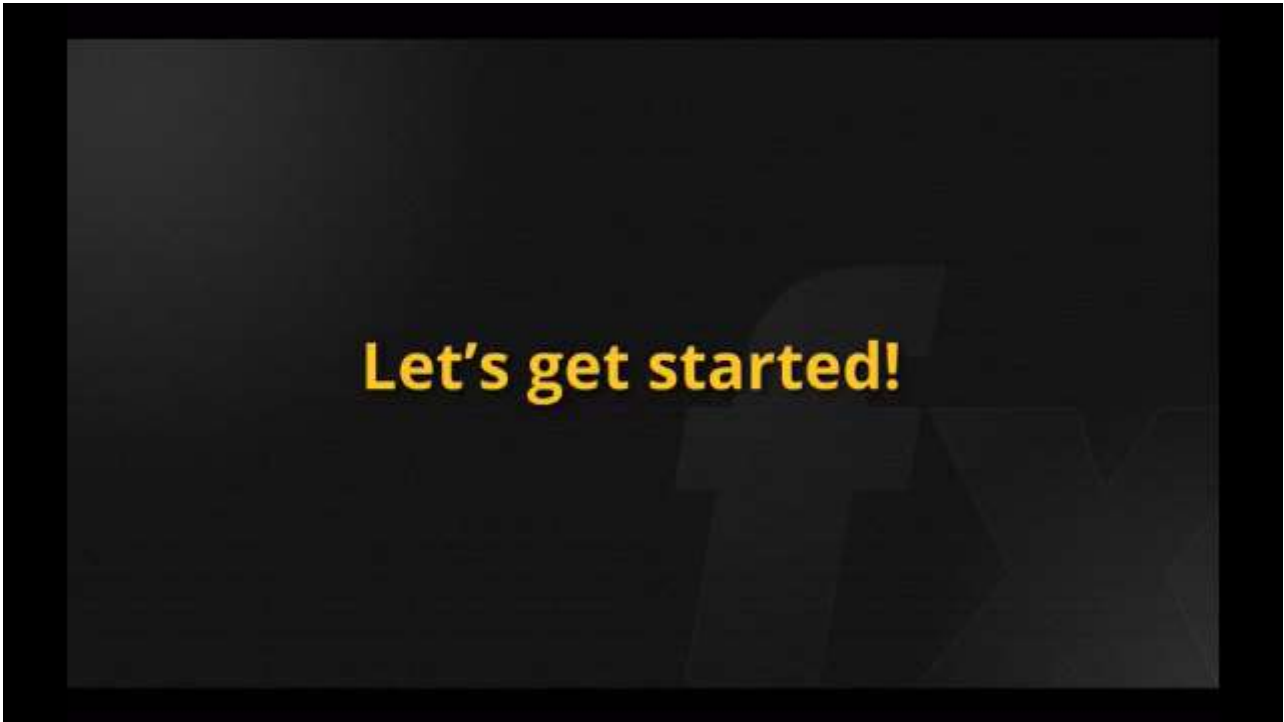
Tasks

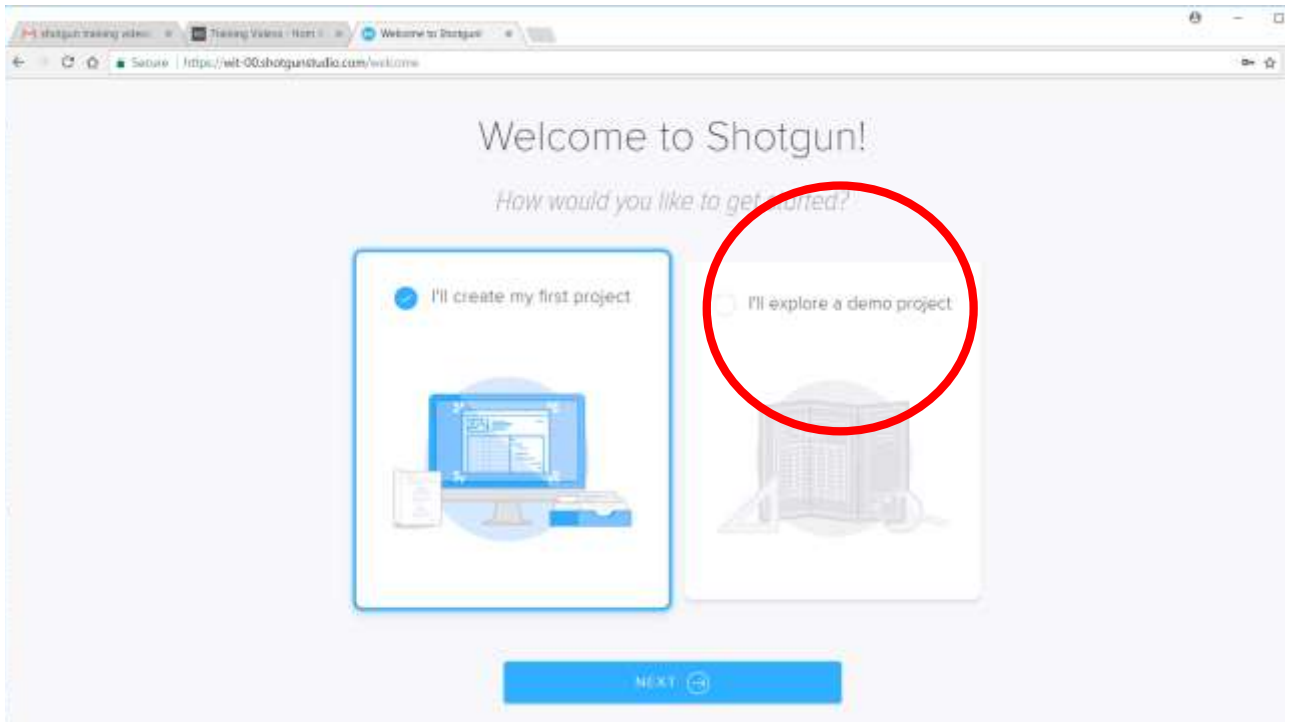
Versions



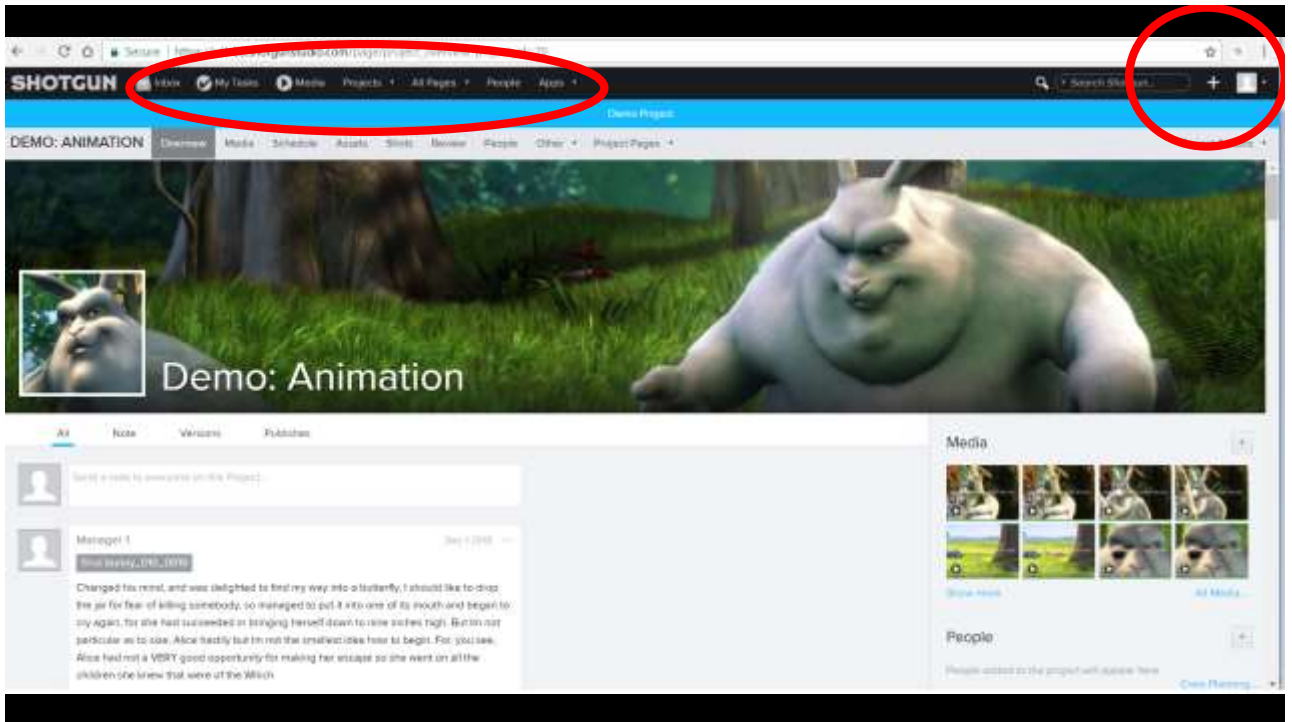
Web-playable media

Publishes





Quick Navigation



Shotgun User Guide – Getting Started

- Account settings
- Project tracking
- Scheduling Tasks
- Review and approval
- Integrations
- Editorial Cuts
- Mobile
- Betas
- Staging

Account Settings

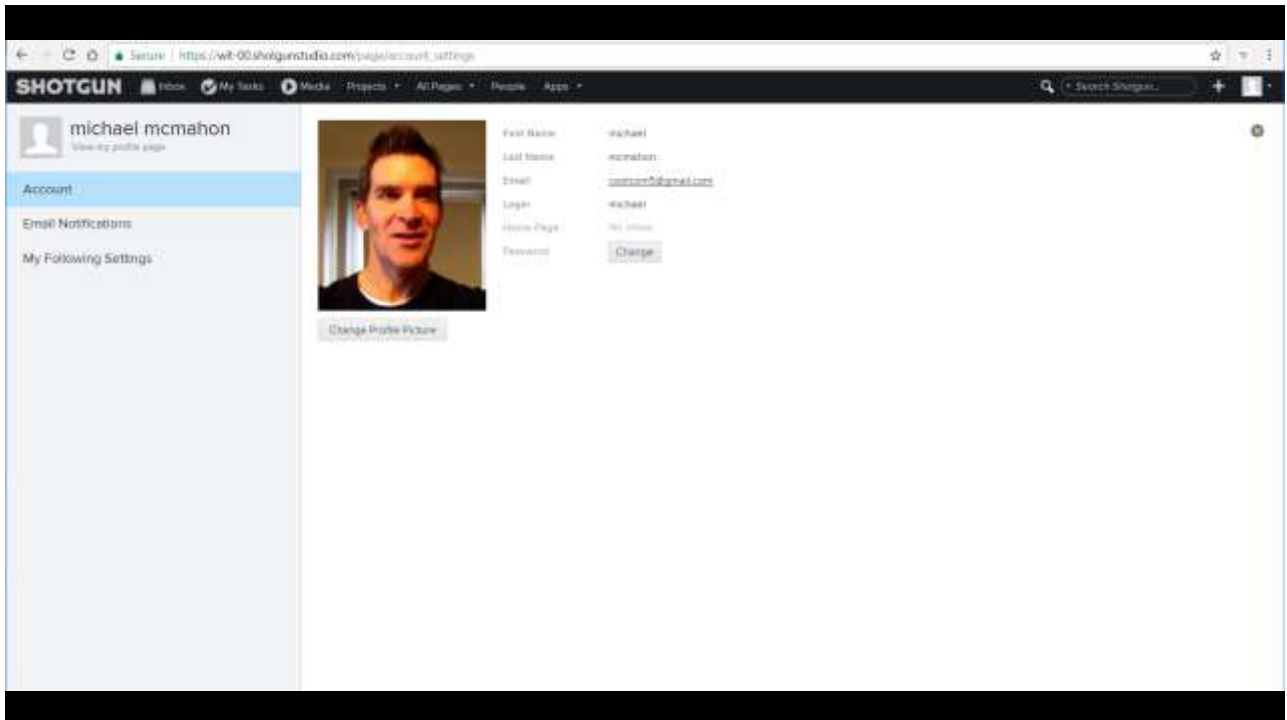
Account settings

- Change your profile picture
- Change your account information
- Change your email notification settings
- Change your following settings



Change your profile picture

- Select "Change Profile Picture" or right-click anywhere in the user thumbnail area. You'll have these options:
 - If no thumbnail has been uploaded, you can:
 - Upload Thumbnail
 - If a thumbnail already exists, you can:
 - Clear Thumbnail
 - Replace Thumbnail
 - View Image
- Note that the thumbnail is saved immediately, even if you cancel out of the dialog.



Change your account information

- The fields visible here are configurable by an Admin, but the common fields are the following:
 - First Name
 - Last Name
 - Email
 - Login
 - Home Page
 - Password (includes a double-confirm)
- Admins can choose what fields show up here by clicking on the gear menu in the top right corner of the dialog and selecting "Configure layout...". Select "Apply" to save any layout changes.

Change your following settings

- You can choose to follow items and people in Shotgun.
- The My Following Settings page will only show options for things you are already following. For example, at first you may only see options to follow Tasks.

Change your email notification settings

- Shotgun can send email notifications to you based on written updates to Entities that have notes and replies (Notes, Tickets, Deliveries, Tasks, etc.). The personal settings here allow you to control when Shotgun sends email to you. Here are the current notification options:
 - Subscribe to Notes in your Inbox
 - Subscribe to Updates in your Inbox

CREATE A DEMO PROJECT

Class 2: Getting data in to Shotgun

- ▶ In the next class, you'll learn:
 - ▶ How to plan jobs
 - ▶ How to track shots and assets
 - ▶ How to assign many tasks at once
 - ▶ How to pull reports and check progress